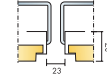





ECOPHON ACCESS™ E



For corridors or areas with service installations in the ceiling void where frequent access is required. Ecophon Access E is arranged in rows, with a 23 mm space between individual panels and is mounted wall-to-wall, with or without margins in corridors. As an alternative Access E can be installed in "rows" in a large area or room creating a visible grid pattern. Edge E creates a shadow effect.


The system consists of Ecophon Access E panels and Connect Access grid systems, with an approximate weight of 4 kg/m². The panel consists of a sound absorber and a channel profile frame. Two hangers are fitted to the frame. The absorber is manufactured from high density glass wool. The visible surface has an Akutex™ FT coating and the back of the absorber is covered with glass tissue. The visible surface is 10 mm below the frame and the edges are painted. The channel profile frame and the grid are manufactured from galvanized steel.




Access E panel



Integration between wall and Access E with Access Universal profile



Access E system



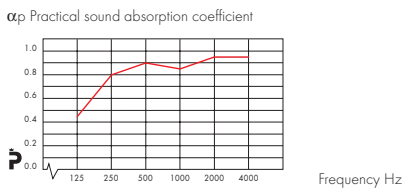
Access frieze with Connect Frieze trim 0562

SYSTEM RANGE

Size, mm	2000 x 577
Special Fixing	•
Thickness	37
Inst. Diagr.	M64

TECHNICAL PROPERTIES

ACOUSTIC Sound Absorption Test results according to EN ISO 354. Classification according to EN ISO 11654, and the single value ratings for NRC and SAA according to ASTM C 423.



– Ecophon Access E 200 mm o.d.s.
o.d.s = overall depth of system

Product	Ac-cess E
o.d.s mm	200
absorption class	E
NRC	
SAA	
α_w	

Sound Insulation Not applicable.

Sound Privacy Not applicable

ACCESSIBILITY The tiles are easily demountable. Minimum demounting depth according to installation diagrams.

CLEANABILITY Daily dusting and vacuum cleaning. Weekly wet wiping.

VISUAL APPEARANCE White Frost, nearest NCS colour sample S 0500-N, 85% light reflectance (of which more than 99% is diffuse reflection). Retro reflection coefficient 63 mcd * m-2lx-1. Gloss < 1.

INFLUENCE OF CLIMATE The tiles withstand a permanent ambient RH up to 95% at 30°C without sagging, warping or delaminating (ISO 4611).

INDOOR CLIMATE Certified by the Indoor Climate Labelling and recommended by the Swedish Asthma and Allergy Association.

ENVIRONMENTAL INFLUENCE Granted the Nordic Swan eco-label. Fully recyclable.

FIRE SAFETY The glass wool core of the tiles is tested and classified as non-combustible according to EN ISO 1182. See Functional demands, Fire safety.

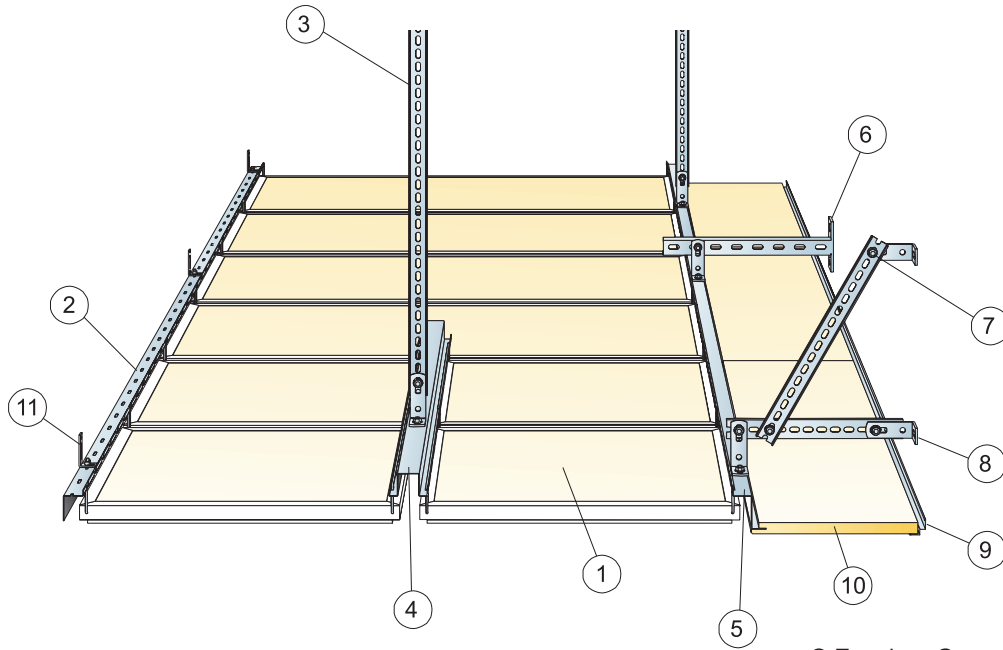
Reaction-to-fire classification

Country	Standard	Class
Europe	EN 13501-1	A2-s1,d0

MECHANICAL PROPERTIES For information regarding live load and requirements for load bearing capacity, see installation diagrams. Conditions: See Functional demands, Mechanical properties.

INSTALLATION Installed according to system range which includes information regarding minimum overall depth of system.

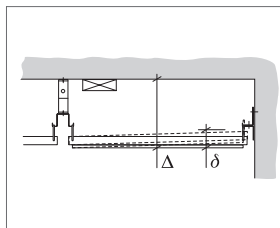
INSTALLATION DIAGRAM (M64) FOR ECOPHON ACCESS E



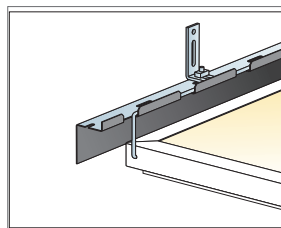
© Ecophon Group

QUANTITY SPECIFICATION (EXCL. WASTAGE)

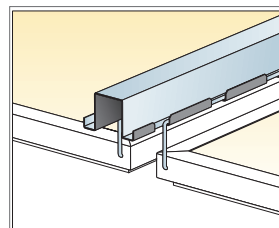
		Size, mm
		2000x577
1	Ecophon Access E	as required
2	Access Universal profile	as required
3	Access Suspension bar	as required
4	Access Double carrier profile	as required
5	Access Transition profile	as required
6	Access Wall bracket alt. Access Ceiling bracket	as required
7	Access Installation screw	as required
8	Access Angle bracket	as required
9	Connect Angle trim, fixed at 300 mm centres	as required
10	Access Frieze panel (for installation see IG144)	as required
11	Access Wall fixing plate	as required
Δ Min. overall depth of system: 130 mm		-
δ Min. demounting depth: 90 mm		-



See Quantity specification



Junction with wall



Carrier profile for more than one row of Access panels.

Size, mm	Max live load [N]	Min load bearing capacity [N]

Live load/load bearing capacity